

# IRWIN®

## QUICK-GRIP®

### Clamping Tools



[www.irwin.com](http://www.irwin.com)



## The Complete Solution for any Clamping Application

IRWIN® QUICK-GRIP® can deliver the right fit, features and pressure for any clamping job – from the smallest craft project to large scale cabinetry. Whether you need the one-handed power of the QUICK-GRIP XP600 or the versatility of the SL300 clamp, you can be sure you will get the clamping performance you need when you reach for the clamp with the QUICK-GRIP brand.

CLAMPING TOOLS APPLICATION GUIDE																
One-Handed Bar Clamps				Handi and Spring Clamps			Traditional Bar Clamps						Specialty Clamps			
Clamps & Specs																
	Micro Bar Clamp	Mini Bar Clamp	QUICK-GRIP QG150	QUICK-GRIP SL300	QUICK-GRIP XP600	HANDI-CLAMP	Metal & Resin Spring Clamps	C-Clamps	Bar Clamp with Wood Handle (Light-Duty)	Bar Clamp, F-Clamp (Med. Duty)	Bar Clamp, F-Clamp (Heavy Duty)	Aluminum Bar Clamp (Light Duty)	Pipe Clamp	Parallel, Box, Cabinet Clamp	Specialty Clamps	
	Holding Force:	35 lbs	140 lbs	150 lbs	300 lbs	600 lbs	30-60 lbs	25-65 lbs	600-1600 lbs	600 lbs	1000 lbs	1150 lbs	800 lbs	1000-1200 lbs Based on Pipe Length	1150 lbs	N/A
	Clamp Capacity:	4"	6"-12"	6"-12"	6"-36"	6"-50"	1-1/2"-4"	1", 2", 3"	1"-8"	6"-24"	6"-36"	12"-30"	24"-48"		24"-48"	N/A
Throat Depth:	1-3/16"	2-7/16"	3-1/4"	3-1/4"	3-5/8"	1-1/2"-3"	1", 2", 3"	1-1/8"-4-1/2"	2-1/2"	3"	4-5/8"	1-1/2"	1-1/2"-1-7/8"	3-7/8"	N/A	
Crafts/Light Duty Clamping	BEST	BEST	BETTER	BETTER		BETTER	GOOD	GOOD	GOOD			GOOD				
Temporary hold-down quick clamping	BEST	BEST	BEST	BEST	BEST	BETTER	GOOD									
Flat panels/Solid edge wood glue up / Deep reach clamping					BETTER				GOOD	BETTER	BETTER	GOOD	BEST	BEST		
Irregular shape/ Multiple surface/ Corner joining				BETTER	BETTER										BEST	
Installation/ Demolition/Heavy-duty clamping				GOOD	BETTER			BETTER		BETTER	BEST					
Localized pressure/ Metal working								BEST		BETTER	BETTER		GOOD			

**BEST**  
Best choice for clamping application

**BETTER**  
Better choice for clamping application

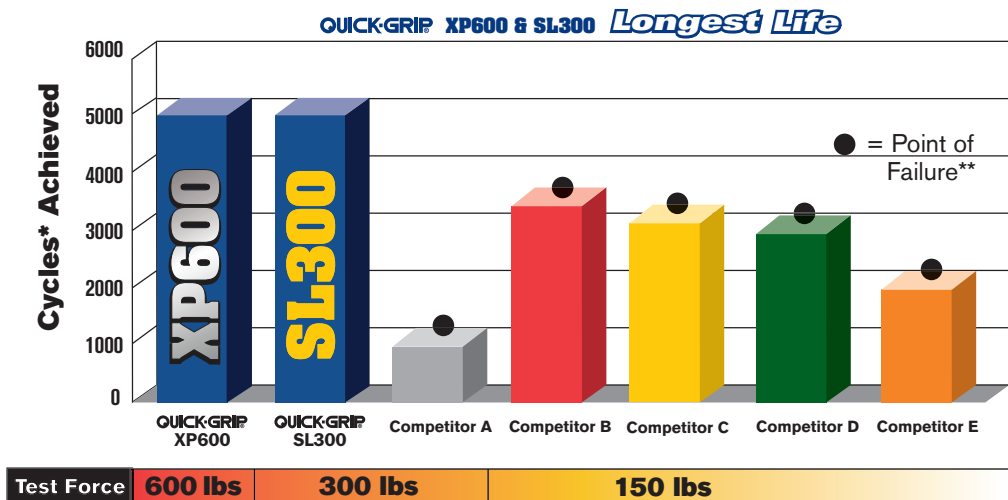
**GOOD**  
Good choice for clamping application

### One-Handed Bar Clamp Life Test

An overall brand comparison is shown in this chart. Only the IRWIN QUICK-GRIP® XP600 and SL300 are able to complete the 5,000 cycle\* test without showing failure.

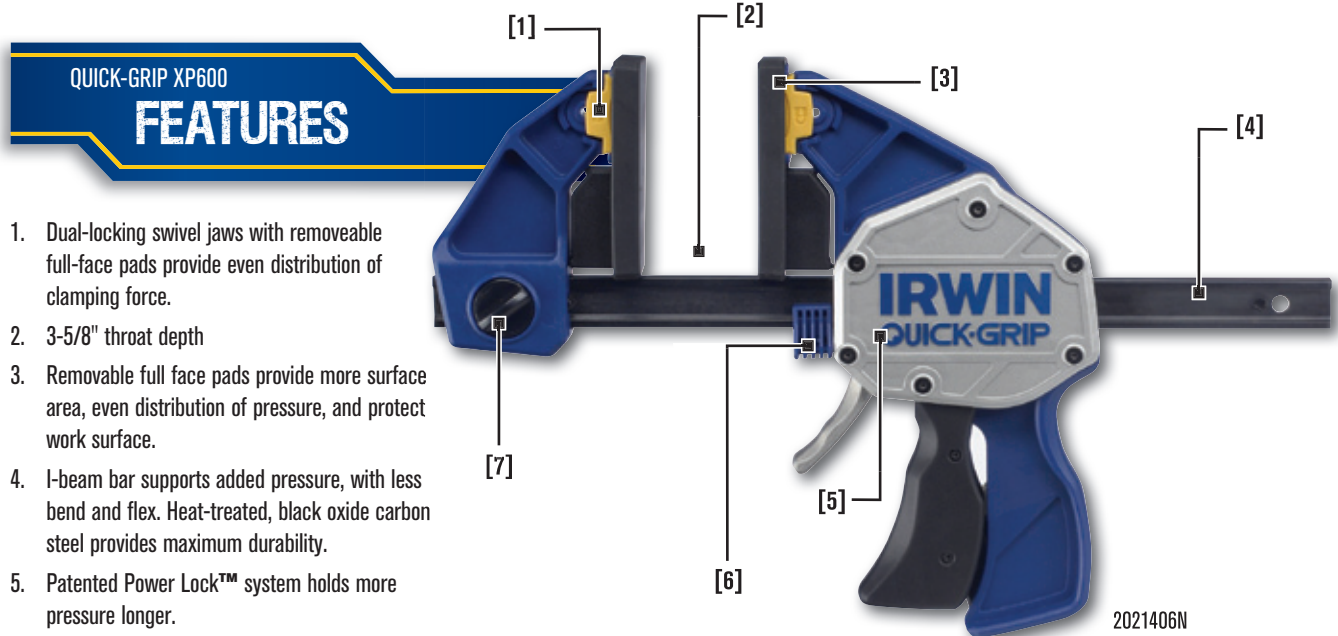
\*1 cycle = clamp to test force and release

\*\*Failure = no longer achieving test force



**QUICK-GRIP® XP600**

With 600 lbs. of sustained clamping pressure/holding force, the IRWIN® QUICK-GRIP® XP600 (Extreme Pressure) is the most powerful one-handed Bar clamp Available. It's ideal for heavy-duty applications such as installation, demolition, and rough glue-up. Dual-locking swivel jaws with removeable, non-marring full-face pads provide even distribution of clamping force on the workpiece. The pads can be easily removed to activate the swivel jaws to maintain full contact and combat flexing at extreme pressure, or for conforming to irregular shapes. An adjustable foot provides added support so the clamp can sit upright on a table or work surface, making it perfect for gluing panels or cabinetry. Plus, the unique pistol grip design and Quick-Release™ trigger provide simple, one-handed operation. The IRWIN QUICK-GRIP XP600 One-Handed Bar Clamp delivers maximum power, versatility, and stability.



**QUICK-GRIP XP600**  
**FEATURES**

1. Dual-locking swivel jaws with removeable full-face pads provide even distribution of clamping force.
2. 3-5/8" throat depth
3. Removable full face pads provide more surface area, even distribution of pressure, and protect work surface.
4. I-beam bar supports added pressure, with less bend and flex. Heat-treated, black oxide carbon steel provides maximum durability.
5. Patented Power Lock™ system holds more pressure longer.
6. Adjustable foot provides added support so clamp can sit upright on a table or work surface.
7. Quick-Change™ screw easily converts clamp to a spreader, and spring-loaded screw is affixed so it won't get lost.

**600 lbs**  
**SUSTAINED CLAMPING FORCE**

LOCKING TOOLS, PLIERS & WRENCHES

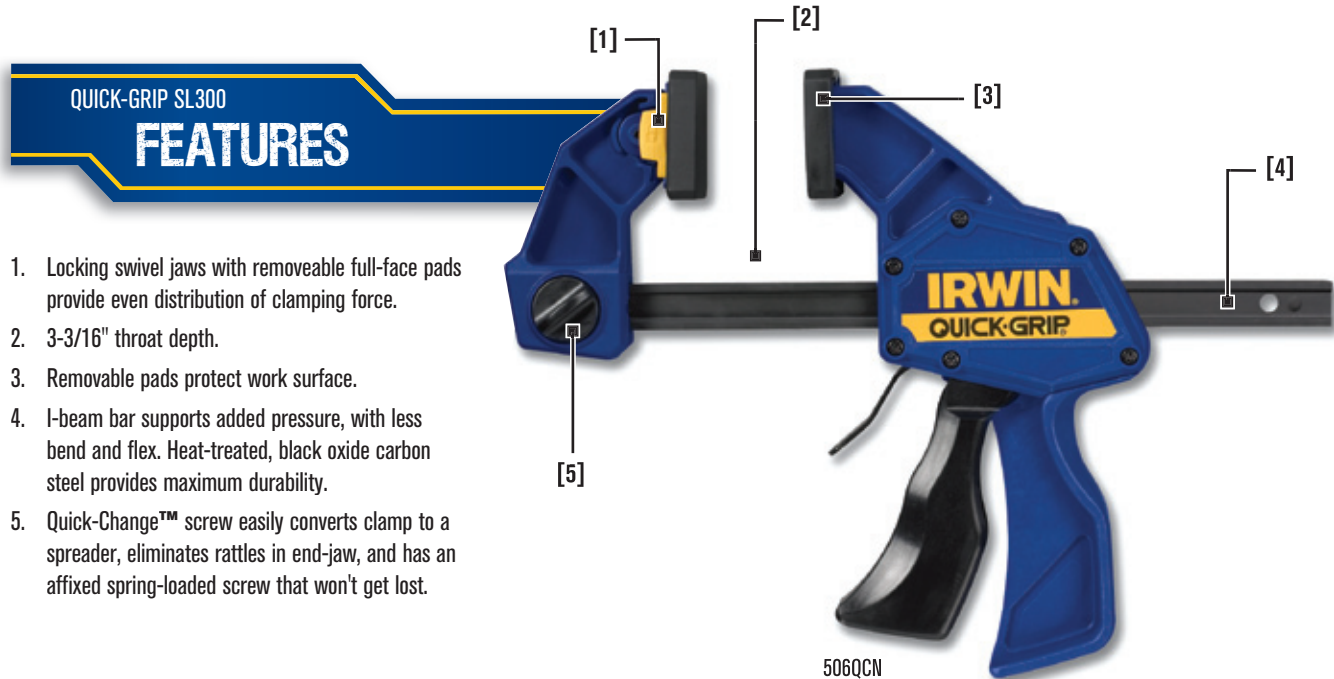
Description	Spreading Capacity	Throat Depth	Pack Qty	Item #
6" (15 cm) XP Bar Clamp/Spreader	9" - 14-5/8" (23 cm - 37 cm)	3-5/8" (92 mm)	2	2021406N
12" (30 cm) XP Bar Clamp/Spreader	9" - 20-5/8" (23 cm - 52 cm)	3-5/8" (92 mm)	2	2021412N
18" (45 cm) XP Bar Clamp/Spreader	9" - 26-5/8" (23 cm - 67 cm)	3-5/8" (92 mm)	2	2021418N
24" (60 cm) XP Bar Clamp/Spreader	9" - 32-5/8" (23 cm - 83 cm)	3-5/8" (92 mm)	2	2021424N
36" (91 cm) XP Bar Clamp/Spreader	9" - 44-5/8" (23 cm - 113 cm)	3-5/8" (92 mm)	2	2021436N
50" (127 cm) XP Bar Clamp/Spreader	9" - 58-5/8" (23 cm - 147 cm)	3-5/8" (92 mm)	2	2021450N

# Clamping Tools

## One-Handed Bar Clamps

### QUICK-GRIP® SL300

The IRWIN® QUICK-GRIP® SL300 One-Handed Bar Clamp provides up to 300 lbs. of sustained clamping force that is evenly distributed through locking swivel jaws. It is constructed with an I-beam bar to reduce flexing and bowing, and has a unique pistol grip design and quick-release trigger for one-handed operation. This clamp easily converts to a spreader with a few simple turns of a Quick-Change™ screw.



1. Locking swivel jaws with removeable full-face pads provide even distribution of clamping force.
2. 3-3/16" throat depth.
3. Removable pads protect work surface.
4. I-beam bar supports added pressure, with less bend and flex. Heat-treated, black oxide carbon steel provides maximum durability.
5. Quick-Change™ screw easily converts clamp to a spreader, eliminates rattles in end-jaw, and has an affixed spring-loaded screw that won't get lost.

506QCN

**300 lbs**  
SUSTAINED CLAMPING FORCE

CLAMPING TOOLS

Description	Spreading Capacity	Throat Depth	Pack Qty	Item #
6" (15 cm) SL300 Bar Clamp/Spreader	7-7/8" - 13-3/8" (200 mm - 340 mm)	3-3/16" (81 mm)	5	506QCN
12" (30 cm) SL300 Bar Clamp/Spreader	7-7/8" - 19-3/8" (200 mm - 590 mm)	3-3/16" (81 mm)	5	512QCN
18" (45 cm) SL300 Bar Clamp/Spreader	7-7/8" - 25-3/8" (200 mm - 645 mm)	3-3/16" (81 mm)	5	518QCN
24" (60 cm) SL300 Bar Clamp/Spreader	7-7/8" - 31-3/8" (200 mm - 795 mm)	3-3/16" (81 mm)	5	524QCN
36" (91 cm) SL300 Bar Clamp/Spreader	7-7/8" - 43-3/8" (200 mm - 1120mm)	3-3/16" (81 mm)	2	536QCN

### QUICK-GRIP® QG150 One-Handed Bar Clamp/Spreader



4935191

- Removable resin pads protect work surfaces
- Converts to a spreader

Description	Spreading Capacity	Throat Depth	Pack Qty	Item #
6" (15 cm) QG150 Bar Clamp	6-7/8"-12-3/4" (18 cm - 32 cm)	3-1/4" (83 mm)	5	4935191
12" (30 cm) QG150 Bar Clamp	6-7/8"-18-3/4" (18 cm - 48 cm)	3-1/4" (83 mm)	5	4935192


**QUICK-GRIP Mini One-Handed Bar Clamp**



5412

- Removable non-marring full-face pads protect work surfaces
- One-handed Quick-Release™ trigger

**QUICK-GRIP Micro One-Handed Bar Clamp/Spreader**



53006

- Perfect size for hobby and craft applications
- Converts to a spreader – 8" spreading capacity

**QUICK-GRIP Heavy-Duty HANDI-CLAMP®**



1799212

- Quick-release trigger allows fast and easy positioning and release

**QUICK-GRIP HANDI-CLAMP®**



59200

- Quick-release trigger allows fast and easy positioning and release

**Spring Clamps**



58200

222601

- High-tech resin construction provides strength and durability (QUICK-GRIP)
- Simple and convenient for light clamping crafts

**Replacement Pads**

- Replacement pads available for XP, SL300, Mini and HANDI-CLAMP series clamps



1826577

Description	Throat Depth	Pack Qty	Item #
6" (15 cm) Mini Clamp	2-7/16" (62 mm)	5	546ZR
6" (15 cm) Mini Clamp - 2 Pack	2-7/16" (62 mm)	5	5462
12" (30 cm) Mini Clamp	2-7/16" (62 mm)	5	5412
12" (30 cm) Mini Clamp - 2 Pack	2-7/16" (62 mm)	5	54122

Description	Spreading Capacity	Throat Depth	Pack Qty	Item #
4-1/4" (10 cm) Micro Clamp	8" (200 mm)	1-3/16" (30 mm)	10	53006
4-1/4" (10 cm) Micro Clamp - 2 Pack	8" (200 mm)	1-3/16" (30 mm)	5	530062

Description	Throat Depth	Pack Qty	Item #
2" (51 mm) HANDI-CLAMP	2" (51 mm)	20	1799212
4" (10 cm) HANDI-CLAMP	3" (76 mm)	10	1799213

Description	Throat Depth	Pack Qty	Item #
1-1/2" (38 mm) HANDI-CLAMP	1-1/2" (38 mm)	5	59100
2" (51 mm) HANDI-CLAMP	2" (51 mm)	5	59200
4" (10 cm) HANDI-CLAMP	3" (76 mm)	5	59400

Description	Throat Depth	Pack Qty	Item #
<b>QUICK-GRIP Spring Clamps</b>			
1" (25 mm) Resin Spring Clamp	1" (25 mm)	10	58100
2" (51 mm) Resin Spring Clamp	2" (51 mm)	10	58200
3" (76 mm) Resin Spring Clamp	3" (76 mm)	5	58300

<b>Metal Spring Clamps</b>			
1" (25 mm) Metal Spring Clamp	1" (25 mm)	5	222601
2" (51 mm) Metal Spring Clamp	2" (51 mm)	5	222702
3" (76 mm) Metal Spring Clamp	3" (76 mm)	5	222803

Description	# Per Pack	Pack Qty	Item #
XP Replacement Pads	2	5	1826576
SL300 Replacement Pads	4	5	1826577
Mini Pad Replacements	4	5	1826578
HANDI-CLAMP Replacement Pads	4	5	1826579
Heavy-Duty HANDI-CLAMP Replacement Pads	4	5	1826580

# Clamping Tools

## Record Traditional Clamps

### Aluminum Bar Clamps



1855411

- Lightweight Aluminum
- 1" notches to adjust clamping length

### Light-Duty Bar Clamps



1825753

- Clutch lock for easy movement along bar

### Medium Duty Bar Clamps



223112

- ProTouch handle for an ergonomic grip
- I-beam bar reduces flexing and bowing
- Clutch lock for easy movement along bar
- Non-marring pads protect the workpiece

### Heavy-Duty Bar Clamps



223212

- Ergonomic ProTouch™ handle allows higher clamping pressure
- I-beam bar reduces flexing and bowing
- Non-marring pads protect the workpiece

### QUICK-GRIP C-Clamps



225104

- Double-rolled thread provides greater clamping speed
- Large swivel pad reduces marring on work surface and increases stability
- Large handle for greater clamping pressure with less effort

Description	Throat Depth	Pack Qty	Item #
24" Aluminum Bar Clamp	1-1/2" (38 mm)	20	1855411
48" Aluminum Bar Clamp	1-1/2" (38 mm)	10	1855422

Description	Throat Depth	Pack Qty	Item #
<b>Light-Duty Bar Clamps</b>			
6" (15 cm) Light-Duty Bar Clamp	2-1/2" (64 mm)	5	1825752
12" (30 cm) Light-Duty Bar Clamp	2-1/2" (64 mm)	5	1825753
24" (65 cm) Light-Duty Bar Clamp	2-1/2" (64 mm)	5	1825766
36" (91 cm) Light-Duty Bar Clamp	2-1/2" (64 mm)	5	1825767

<b>Medium-Duty Bar Clamps (100 Series)</b>			
6" (15 cm) Bar Clamp, Clutch Lock	3" (76 mm)	5	223106
12" (30 cm) Bar Clamp, Clutch Lock	3" (76 mm)	5	223112
18" (45 cm) Bar Clamp, Clutch Lock	3" (76 mm)	5	223118
24" (65 cm) Bar Clamp, Clutch Lock	3" (76 mm)	5	223124
30" (30 cm) Bar Clamp, Clutch Lock	3" (76 mm)	5	223130
36" (91 cm) Bar Clamp, Clutch Lock	3" (76 mm)	5	223136

<b>Heavy-Duty Bar Clamps (200 Series)</b>			
12" (30 cm) Bar Clamp, Passive Lock	4-5/8" (11.75 cm)	5	223212
18" (45 cm) Bar Clamp, Passive Lock	4-5/8" (11.75 cm)	5	223218
24" (60 cm) Bar Clamp, Passive Lock	4-5/8" (11.75 cm)	5	223224
32" (75 cm) Bar Clamp, Passive Lock	4-5/8" (11.75 cm)	5	223230

Description	Throat Depth	Pack Qty	Item #
1" (25 mm) C-Clamp	1-1/8" (29 mm)	5	225101
2" (51 mm) C-Clamp	1-5/16" (33 mm)	5	225102
3" (76 mm) C-Clamp	2-5/16" (59 mm)	5	225103
4" (10 cm) C-Clamp	2-7/8" (73 mm)	5	225104
5" (12.5 cm) C-Clamp	3-1/4" (83 mm)	5	225105
6" (15 cm) C-Clamp	3-1/2" (89 mm)	5	225106
8" (20 cm) C-Clamp	4" (10.2 cm)	5	225108
2" Deep Throat C-Clamp	3-1/2" (89 mm)	5	225123
3" Deep Throat C-Clamp	4-1/2" (11.4 cm)	5	225134
1-1/2" (37 mm) C-Clamp	1-1/2" (38 mm)	5	2025101
2-1/2" (63 mm) C-Clamp	1-3/8" (35 mm)	5	2025102
2-1/2" (63 mm) C-Clamp	2-1/2" (64 mm)	5	2025103

**Parallel Jaw Clamps**



2026500

- Deep 3-7/8 inch jaw depth for optimized pressure distribution
- Secure locking system prevents jaws from slipping
- ProTouch handle for ergonomic grip
- Body and jaws made of quality resin to prevent marring and glue adhesion
- Up to 1150 lbs of pressure
- Removal of end foot allows for quick conversion to a spreader
- 2" additional clamping capacity without end stop

Description	Throat Depth	Pack Qty	Item #
24" (60 cm) Parallel Jaw Box Clamp	3-7/8" (98 mm)	5	2026500
48" (121 cm) Parallel Jaw Box Clamp	3-7/8" (98 mm)	5	2026501

**Pipe Clamps**



224134

- Innovative clutch system eliminates the need for threaded pipe
- Large feet offer more stability
- Greater clearance between handle and work surface
- Large clutch plates allow for easier release

Description	Throat Depth	Pack Qty	Item #
3/4" (19 mm) Pipe Clamp	2" (51 mm)	5	224134
1/2" (12 mm) Pipe Clamp	1-7/8" (48 mm)	5	224212
3/4" (19 mm) Deep Throat Pipe Clamp	2-1/2" (64 mm)	5	2024100

**Band Clamp**



226100 (226100DS\*)

- 1" x 15' for large and irregular-shaped projects

Description	Pack Qty	Item #
<b>Specialty Clamps</b>		
1" x 15' Band Clamp	1	226100
3" Corner Clamp	1	226200
90° Angle Clamp	1	226410
Wooden Handscrew Clamp	1	226800

**Corner Clamp**



226200

- Light-duty 3" corner clamp is perfect for picture frames and smaller projects

**90° Angle Clamp**



226410

- Designed to hold material up to 3" thick at a 90° angle

**Wooden Handscrew Clamp**



226800

- Crafted from quality boxwood
- 4-1/2" jaws adjust to any angle for clamping non-parallel surfaces and odd shapes



**IRWIN**<sup>®</sup>  
**TOOLS**

**WISE-GRIP** ***MARATHON*** **QUICK-GRIP** ***SPEEDBOR*** **STRAIT-LINE** *Marples* ***Unibit*** **HANSON**.